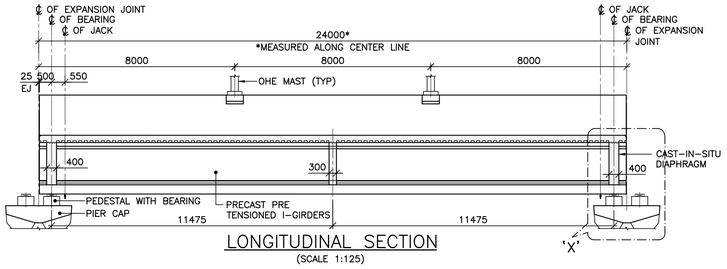

LONGITUDINAL SECTION
(SCALE 1:125)

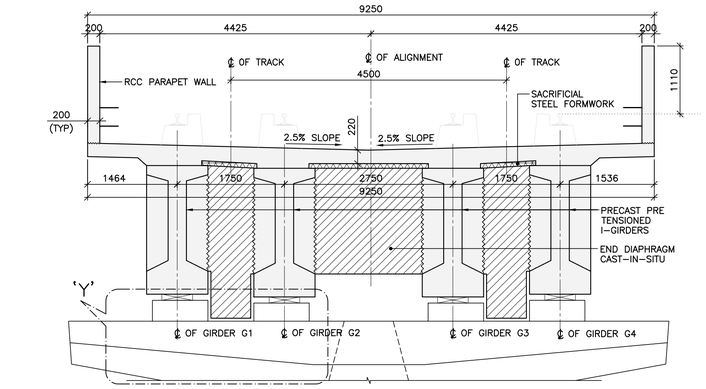

SECTION A–A
(SCALE 1:50)

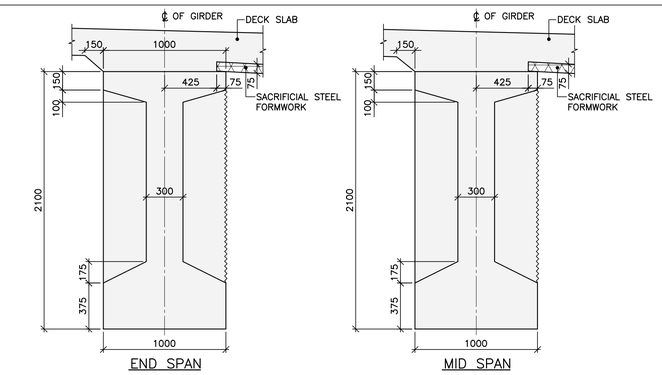

END SPAN

MID SPAN

GIRDER DETAILS
(SCALE 1:25)

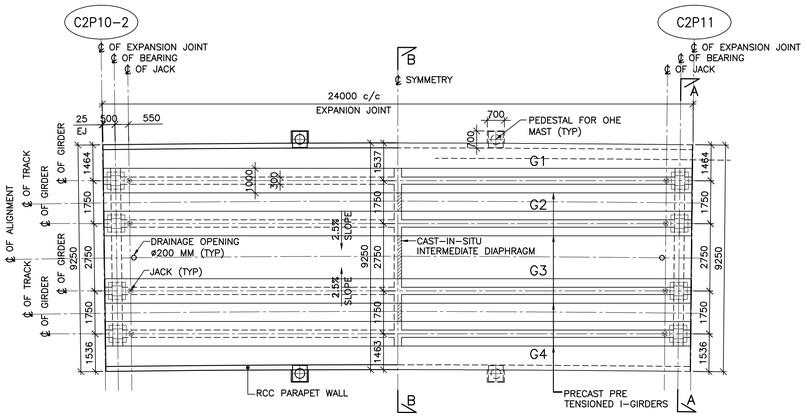

HALF PLAN AT DECK LEVEL

PLAN
G – GIRDER

HALF PLAN AT GIRDER LEVEL

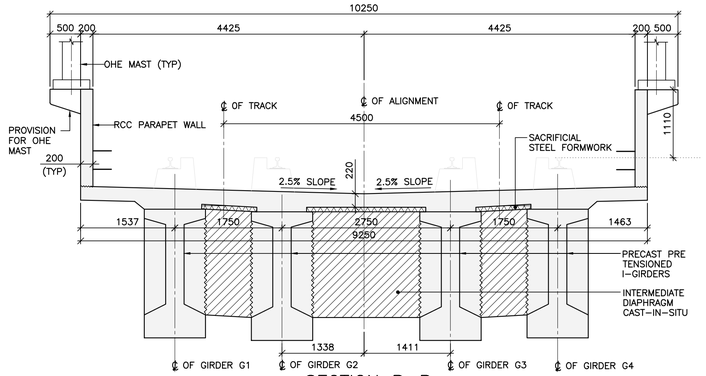

SECTION B–B
(SCALE 1:50)

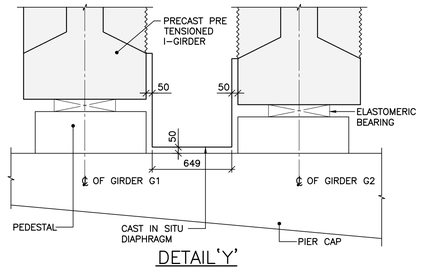

DETAIL 'Y'
(SCALE 1:25)

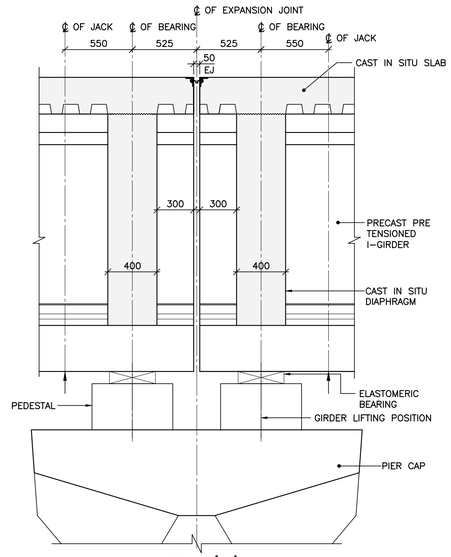

DETAIL 'X'
(SCALE 1:25)

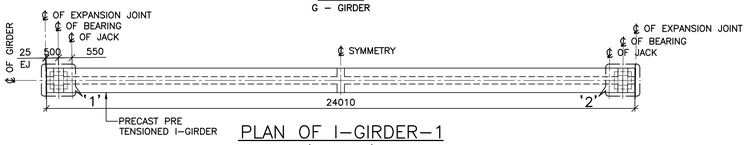

PLAN OF I–GIRDER–1
(SCALE 1:125)

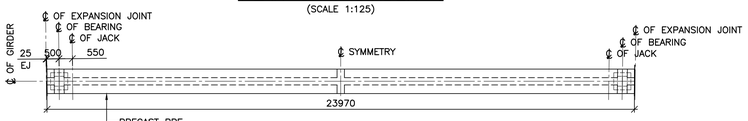

PLAN OF I–GIRDER–2
(SCALE 1:125)

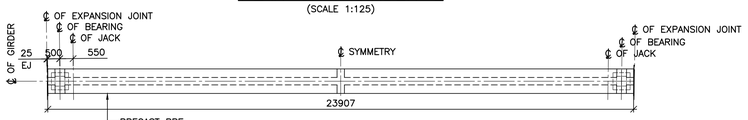

PLAN OF I–GIRDER–3
(SCALE 1:125)

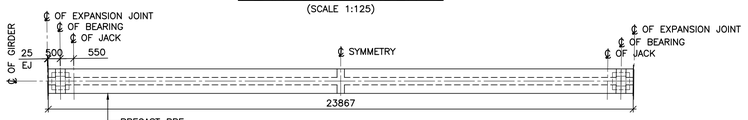

PLAN OF I–GIRDER–4
(SCALE 1:125)



GIRDER ARRANGEMENT AND SETTING OUT DETAILS OF DECK SLAB AT C2P10–1 – C2P10–2
(SCALE 1:125)

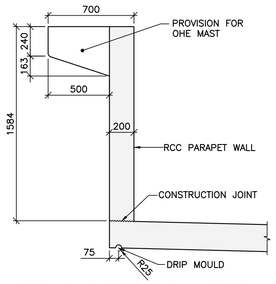

RCC PARAPET WALL DETAILS
(SCALE 1:25)

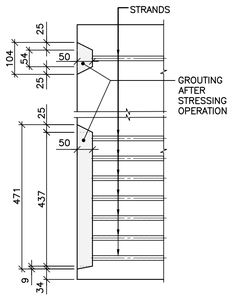

RECESS DETAILS
(SCALE 1:10)

NOTES :
1. ALL DIMENSIONS ARE IN MILLIMETERS LEVELS ARE IN METERS UNLESS SPECIFIED OTHERWISE.
2. FOLLOW FIGURED DIMENSIONS ONLY.
3. SUITABLE PROVISION TO BE MADE FOR ANCHORING OHE MAST.
4. GROUTING SHOULD BE DONE SOON AFTER STRESSING OF THE STRANDS WITH NEAT CEMENT GROUT (WITH APPROVED ADMIXTURES IF REQUIRED) AS PER SPECIFICATION.
5. CONCRETE GRADES FOR ALL SUPERSTRUCTURE COMPONENTS –
   GIRDER–M60
   DECK SLAB AND DIAPHRAGM–M40
   PARAPET–M40

NOTES :

LEGEND :
- BEARING
- JACKING POSITION
- JACKING POSITION
- G — GIRDER

REFERENCE DRAWINGS :

REFERENCE DOCUMENTS :
1. DOC–BSRP–CR2–EV–DGN–GEN–20–1362

KEY PLAN

STATION BOX KEY PLAN

EMPLOYER :

DESIGNATION	NAME	SIGN

REVISIONS

REV	DATE	BRIEF DESCRIPTION
a	25.06.24	FOR APPROVAL

CONTRACTOR :
TRANSPORTATION INFRASTRUCTURE IC
EDRC-SPECIAL BRIDGES

DETAILED DESIGN CONSULTANT (DDC) :
STUP Consultants Pvt. Ltd.
JP & Devi Jambulawthwar Arcade
Ist Floor, 10 Main
Millers Road, Bengaluru-560052
Tel.: 080-2286 9560
Email : bengaluru@easystem.com
www.easystem.com

PROOF CONSULTANT (PC) :
Indian Institute of Technology Madras
IIT P.O., Chennai
600 036 INDIA

QUALITY ASSURANCE
The responsibility of control, check and verification of accuracy, correctness, completeness, integration and full compliance of Contract provisions in respect of design analysis and drawing rests with Design & Build Contractor.

	DDC			PC	Contractor
SIGN					
DATE	25.06.2024	25.06.2024	25.06.2024		25.06.2024
NAME	AK	BVM	SDC		SKS
	PREPARED BY	CHECKED BY	APPROVED BY	APPROVED BY	ISSUED BY

GENERAL CONSULTANTS

	CHECKED	NAME	SIGN	REVIEWED DY. PD	PROJECT DIRECTOR
CIVIL & STRUCTURAL					
GEO-TECHNICAL					
SIGN					
NAME					
DATE					

EMPLOYER :
RAIL INFRASTRUCTURE DEVELOPMENT COMPANY (KARNATAKA) LIMITED

GENERAL CONSULTANTS :
AECOM egis wsp AECOM-EGIS-WSP

PROJECT : BENGALURU SUBURBAN RAILWAY PROJECT (BSRP)
K-RIDE CORRIDOR - 4

DRAWING TITLE : GENERAL ARRANGEMENT DETAILS OF 24M CURVED SPAN (R=871M) SUPERSTRUCTURE AT VIADUCT FOR CR2 FOR C2P10-2 TO C2P11 - DOUBLE TRACK

DRAWING NO. : O22077-BSRP-CR4-C-VD-GEN-20-2431

REVISION	DWG STATUS
a	D

SCALE : AS SHOWN | DATE : 25.06.2024

PRELIMINARY DWG (P), DEFINITIVE DWG (D), CONSTRUCTION DWG (C), AS BUILT DWG (B), SHOP DWG (S), MANUFACTURED DWG (M) | SHEET SIZE - A1